

A Helpful Guide to the Use of
Strom Becker
BUILDOBLOX

fun
while
learning

Commended by

Prof. M. V. O'Shea

University of Wisconsin


"Noted Child-Education Authority"

He tells young builders
how they can get pleasure
and profit from the use of
BUILDOBLOX

Strombeck-Becker Mfg. Co.
Moline, Illinois

COPYRIGHT 1926

THE DREAM BUILDER OF TO-DAY IS THE REAL BUILDER OF TO-MORROW



TO ALL YOUNG BUILDERS

Most of us—even grown-ups—like to use our hands. We like to build things more than anything else. It is well for us that we enjoy building because in this way we can make objects that will be of use to us in many ways.

Why we ought to learn to build. Try to think what would become of us if no one wished to build houses or churches or street cars or furniture or bridges or all the other things that we use every day, so that we can be shielded from storms and can have chairs and sofas on which to rest, tables on which to take our food and cars in which to ride.

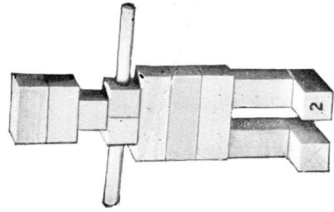
Young people can learn to build. If you will look ahead at the pictures in this Guide, you will surely see many objects that you would like to build. You will enjoy building the houses, churches, bridges, swings, and other play-pieces like those that are shown in the pictures; but you will enjoy even more making things that do not appear in the pictures but that you can easily build after a while, when you have learned how to make the things that are pictured for you in this Guide.

Put your time to good use. Boys and girls often ask, "What shall I do now? There is no place to go, and there is nothing that I would like to do." Many fathers and mothers are made unhappy because their boys and girls have idle time that they do not know how to use in any enjoyable and worth-while way. With BUILDOBLOX, you will always be able to use your time in an enjoyable way. There is no end of objects that you can make with the blocks, and after you make the various things that are shown you in this Guide it will be good for you to think up new things. Everyone ought to use his mind as


fully as he can in thinking of new ways to do things and to make objects that may be of use; or, if they cannot be used in any other way, they ought at least to be pleasant to look at. From the pictures in this little book, you can see that it is possible to make nice-looking objects with BUILDOBLOX.

You can entertain friends with BUILDOBLOX. You will find that your friends will enjoy examining the objects that you can build with these blocks. Even older people gain pleasure when they see what interesting things can be made with blocks. You can invite playmates to build with you. You can have contests to see who can think of new things and can build them in the best way.

Always make REAL objects. Some boys and girls just fuss around with things. They do not do anything in a *real* way. If they are playing in a sandpile they just push it into heaps or throw it around. If they build with blocks they do not make anything. They simply pile the blocks on top of one another or string them along without thinking of arranging them so that they look like any of the articles that we use or that could be used in our lives. Never just fuss with BUILDOBLOX. Always make something real with them—something that is built like the things that we see about us and use for our pleasure or comfort. When you make trees, have them look like real trees. Do not have them look like animals or people or houses. When you make a house, build it so that it will stand wind and weather; so that one could live in it; so that it looks like a house. Never be careless in your building. Always think of how the thing you are building must be built in order to stand up as it should do and be used as it ought to be.



Billy Blox



THE MODEL AMERICAN HOME

Bungalow

- 12 of number 2
- 8 of number 3
- 2 of number 4
- 2 of number 6
- 2 of number 8
- 4 of number 10
- 4 of number A11
- 4 of number B11
- 2 of number C1
- 1 of number C4

Rose Arbor

- 14 of number 1
- 4 of number 4
- 2 of number 6
- 4 of number A4
- 4 of number A9

Bushes

- 2 of number C2

Walk

- 4 of number B9

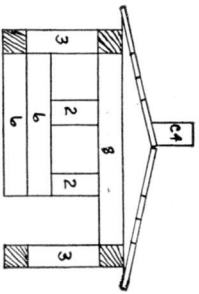
Fence

- 7 of number 3B
- 2 of number 4B
- 4 of number D8
- 4 of number D12

Correction

- Use 2 number 1 in lawn seat for block marked 2 in picture.

If you should build a bungalow that anyone would think was meant to be a filling station or a store or garage or a railway station, it would not please you or anyone else.



Rear View of Bungalow